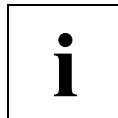




Absolute-Encoder CXV 65 S - P

Eglishalde 6
 D-78647 Trossingen
 Tel. +49 - (0) 74 25 / 228 - 0
 Fax +49 - (0) 74 25 / 228 - 33
 http://www.tr-electronic.de
 Germany



- **Parallel interface**
- **Type with solid shaft**
- **High resolution encoder, up to 16 bit**
- **Modular product line**
- **Extensive parameter setting possibilities**
- **Special parameters upon request**
- **Further interfaces available**
- **Modular construction for mechanical customizations**

5.A

Characteristics

Supply voltage.....	11...27 VDC
Current consumption without load	< 450 mA
Total resolution ¹⁾	≤ 16 Bit
Number of steps/revolution ¹⁾	≤ 65.536
Number of revolutions.....	1
P.....	Parallel interface
Output driver	Push-Pull
Output code ¹⁾	Binary, Gray
F/R ¹⁾	Count direction
Preset ¹⁾	electronic adjustment
Logic level	"0" < + 2 VDC, "1" = Supply voltage
Mechanically permissible speed	≤ 6.000 min ⁻¹
Shaft load, at the shaft end	≤ 40 N axial, ≤ 60 N radial
Bearing life time	≥ 3.9 * 10 ¹⁰ revolutions at
- Speed	≤ 3.000 min ⁻¹
- Operating temperature	≤ 60 °C
- Shaft load, at the shaft end.....	≤ 20 N axial, ≤ 30 N radial
Permissible angular acceleration	≤ 10 ⁴ rad/s ²
Moment of inertia	typically 2.5 * 10 ⁻⁶ kg m ²
Start-up torque at 20°C	typically 2 Ncm
Mass.....	typically 0.7 kg

¹⁾ programmable parameter

Environmental conditions

Vibration, DIN EN 60068-2-6: 1996..... $\leq 100 \text{ m/s}^2$, sine 50-2000 Hz
Shock, DIN EN 60068-2-27: 1995..... $\leq 1000 \text{ m/s}^2$, half-sine 11ms
EMC
- Discharge of static electricity, DIN EN 61000-4-2: 2001
- Burst, DIN EN 61000-4-4: 2004
- Immunity to disturbance, DIN EN 61000-6-2: 2001
Working temperature..... $0 \text{ }^\circ\text{C} \dots +60 \text{ }^\circ\text{C}$, optional $-20 \text{ }^\circ\text{C} \dots +70 \text{ }^\circ\text{C}$
Storage temperature..... $-30 \text{ }^\circ\text{C} \dots +80 \text{ }^\circ\text{C}$, dry
Relative humidity, DIN EN 60068-3-4: 2002 98 %, non condensing
Protection class, DIN EN 60529: 1991 ²⁾..... IP 65

²⁾ valid with screwed on mating connector and / or screwed together cable gland

Dimension drawing

