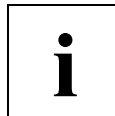




Absolute-Encoder CMV 65 S/M - PB

Eglshalde 6
D-78647 Trossingen
Tel. +49 - (0) 74 25 / 228 - 0
Fax +49 - (0) 74 25 / 228 - 33
<http://www.tr-electronic.de>
Germany



- PROFIBUS-DP interface
- Type with solid shaft
- Very compact and small construction
- Rugged standard solution
- Economical alternative to the CE series
- Short lead times
- Further interfaces available

5.A

Characteristics

Supply voltage.....	11...27 VDC
Current consumption without load	< 170 mA
Total resolution ¹⁾	Multi-Turn: ≤ 24 Bit, Single-Turn: ≤ 12 Bit
Number of steps/revolution ¹⁾	≤ 4.096
Number of revolutions ¹⁾	Multi-Turn: ≤ 4.096, Single-Turn: 1
Profibus-DP V0	IEC 61158, IEC 61784
PNO Encoder-Profile.....	Class 1 and 2
- Parameter ¹⁾	Switch-over count direction, scaling function etc.
Output code ¹⁾	Binary, Gray, shifted Gray
Addressing	3...99, adjustable by means of rotary switches
Baud rate.....	9.6 kbit/s...12 Mbit/s
TR-specific functions ¹⁾	Limit switches, external Preset inputs
Preset 1 and 2.....	electronic adjustment
Logic level	"0" < + 2 VDC, "1" = Supply voltage
Mechanically permissible speed	≤ 6.000 min ⁻¹
Shaft load, at the shaft end	≤ 40 N axial, ≤ 60 N radial
Bearing life time	≥ 3.9 * 10 ¹⁰ revolutions at
- Speed	≤ 3.000 min ⁻¹
- Operating temperature	≤ 60 °C
- Shaft load, at the shaft end.....	≤ 20 N axial, ≤ 30 N radial
Permissible angular acceleration	≤ 10 ⁴ rad/s ²
Moment of inertia	typically 2.5 * 10 ⁻⁶ kg m ²
Start-up torque at 20°C	typically 2 Ncm
Mass.....	typically 0.7 kg
Accuracy	± 1°

¹⁾ programmable parameter

Environmental conditions

Vibration, DIN EN 60068-2-6: 1996..... $\leq 100 \text{ m/s}^2$, sine 50-2000 Hz
Shock, DIN EN 60068-2-27: 1995..... $\leq 1000 \text{ m/s}^2$, half-sine 11ms
EMC
- Transient emissions, DIN EN 61000-6-3: 2007
- Immunity to disturbance, DIN EN 61000-6-2: 2006
Working temperature..... $0 \text{ }^\circ\text{C} \dots +60 \text{ }^\circ\text{C}$, optional $-20 \text{ }^\circ\text{C} \dots +70 \text{ }^\circ\text{C}$
Storage temperature..... $-30 \text{ }^\circ\text{C} \dots +80 \text{ }^\circ\text{C}$, dry
Relative humidity, DIN EN 60068-3-4: 2002 98 %, non condensing
Protection class, DIN EN 60529: 1991 ²⁾..... IP 65

²⁾ valid with screwed on mating connector and / or screwed together cable gland

Dimension drawing

