
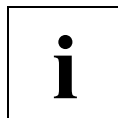





## Absolute-Encoder CEV 58 S - DN

Eglishalde 6  
 D-78647 Trossingen  
 Tel. +49 - (0) 74 25 / 228 - 0  
 Fax +49 - (0) 74 25 / 228 - 33  
<http://www.tr-electronic.de>  
 Germany



- CAN DeviceNet interface
- Type with solid shaft
- Modular product line
- Extensive parameter setting possibilities
- Special parameters upon request
- Short lead times
- Further interfaces available
- Modular construction for mechanical customizations

**5.A**

### Characteristics

Supply voltage.....	11...27 VDC
Current consumption without load .....	< 350 mA
Total resolution <sup>1)</sup> .....	≤ 13 Bit
Number of steps/revolution <sup>1)</sup> .....	≤ 8.192
Number of revolutions.....	1
CAN DeviceNet.....	EN 50325-2
Bus connection.....	ISO 11898-1, ISO 11898-2
CAN Specification 2.0 A.....	11-bit identifier
Parameter <sup>1)</sup> .....	Switch-over count direction, scaling function, preset adjustment
Output code <sup>1)</sup> .....	Binary, Gray
Node-ID.....	0...63, adjustable about DIP-switches
Baud rate.....	125 kbit/s, 250 kbit/s, 500 kbit/s; adjustable about DIP-switches
TR-specific functions <sup>1)</sup> .....	Special outputs for error, operating range, safety range
Mechanically permissible speed .....	≤ 12.000 min <sup>-1</sup>
Shaft load, at the shaft end .....	≤ 10 N axial, ≤ 20 N radial
Bearing life time .....	≥ 3.9 * 10 <sup>10</sup> revolutions at
- Speed .....	≤ 6.000 min <sup>-1</sup>
- Operating temperature .....	≤ 60 °C
- Shaft load, at the shaft end.....	≤ 5 N axial, ≤ 10 N radial
Permissible angular acceleration .....	≤ 10 <sup>4</sup> rad/s <sup>2</sup>
Moment of inertia .....	typically 2.5 * 10 <sup>-6</sup> kg m <sup>2</sup>
Start-up torque at 20°C.....	typically 2 Ncm
Mass.....	0.3 kg...0.5 kg

<sup>1)</sup> programmable parameter

**Environmental conditions**

Vibration, DIN EN 60068-2-6: 1996.....	≤ 100 m/s <sup>2</sup> , sine 50-2000 Hz
Shock, DIN EN 60068-2-27: 1995.....	≤ 1000 m/s <sup>2</sup> , half-sine 11ms
<b>EMC</b>	
- Discharge of static electricity, DIN EN 61000-4-2: 2001	
- Burst, DIN EN 61000-4-4: 2004	
- Immunity to disturbance, DIN EN 61000-6-2: 2001	
Working temperature.....	0 °C...+60 °C, optional -20 °C...+70 °C
Storage temperature.....	-30 °C...+80 °C, dry
Relative humidity, DIN EN 60068-3-4: 2002.....	98 %, non condensing
Protection class, DIN EN 60529: 1991 <sup>2)</sup> .....	IP 65

<sup>2)</sup> valid with screwed on mating connector and / or screwed together cable gland

**Dimension drawing**

