
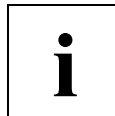




## Absolute-Encoder CEV 58 M - SSI

Eglishalde 6  
D-78647 Trossingen  
Tel. +49 - (0) 74 25 / 228 - 0  
Fax +49 - (0) 74 25 / 228 - 33  
http://www.tr-electronic.de  
Germany



- SSI interface
- Type with solid shaft
- Modular product line
- Extensive parameter setting possibilities
- Special parameters upon request
- Short lead times
- Further interfaces available
- Modular construction for mechanical customizations

**5.A**

## Characteristics

Supply voltage.....	11...27 VDC
Current consumption without load .....	< 350 mA
Total resolution <sup>1)</sup> .....	≤ 25 Bit
Number of steps/revolution <sup>1)</sup> .....	≤ 8.192
Number of revolutions, standard <sup>1)</sup> .....	≤ 4.096
Number of revolutions, extended <sup>1)</sup> .....	≤ 256.000
SSI .....	Synchronous-Serial-Interface
Clock input .....	Optocoupler
Data output.....	RS-422, 2-wire
Clock frequency .....	80 kHz – 1 MHz
Mono time t <sub>M</sub> .....	16 μs ≤ t <sub>M</sub> ≤ 25 μs, typically 20 μs
Output code <sup>1)</sup> .....	Binary, Gray, BCD
Output format <sup>1)</sup> .....	Standard, Tree format, SSI+CRC, 26-bit repeat, variable number of data bits
Negative values <sup>1)</sup> .....	Sign + Value, Two's complement
SSI- or parallel special bits <sup>1)</sup> .....	Cams, Overspeed, Direction, Moving, Error, Parity
F/R <sup>1)</sup> .....	Count direction
Preset <sup>1)</sup> .....	electronic adjustment
Logic level .....	"0" < + 2 VDC, "1" = Supply voltage
Mechanically permissible speed .....	≤ 12.000 min <sup>-1</sup>
Shaft load, at the shaft end .....	≤ 10 N axial, ≤ 20 N radial
Bearing life time .....	≥ 3.9 * 10 <sup>10</sup> revolutions at
- Speed .....	≤ 6.000 min <sup>-1</sup>
- Operating temperature .....	≤ 60 °C
- Shaft load, at the shaft end.....	≤ 5 N axial, ≤ 10 N radial
Permissible angular acceleration .....	≤ 10 <sup>4</sup> rad/s <sup>2</sup>
Moment of inertia .....	typically 2.5 * 10 <sup>-6</sup> kg m <sup>2</sup>
Start-up torque at 20°C .....	typically 2 Ncm
Mass.....	0.3 kg...0.5 kg
Optional	
- Incremental signals, RS422 level .....	K1+, K1-, K2+, K2- with 1024 or 2048 pulses

<sup>1)</sup> programmable parameter

**Environmental conditions**

Vibration, DIN EN 60068-2-6: 1996.....	≤ 100 m/s <sup>2</sup> , sine 50-2000 Hz
Shock, DIN EN 60068-2-27: 1995.....	≤ 1000 m/s <sup>2</sup> , half-sine 11ms
<b>EMC</b>	
- Discharge of static electricity, DIN EN 61000-4-2: 2001	
- Burst, DIN EN 61000-4-4: 2004	
- Immunity to disturbance, DIN EN 61000-6-2: 2001	
Working temperature.....	0 °C...+60 °C, optional -20 °C...+70 °C
Storage temperature.....	-30 °C...+80 °C, dry
Relative humidity, DIN EN 60068-3-4: 2002 .....	98 %, non condensing
Protection class, DIN EN 60529: 1991 <sup>2)</sup> .....	IP 65

<sup>2)</sup> valid with screwed on mating connector and / or screwed together cable gland

**Dimension drawing**

