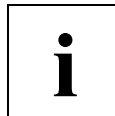




Absolute-Encoder CEV 58 M - PB

Eglshalde 6
 D-78647 Trossingen
 Tel. +49 - (0) 74 25 / 228 - 0
 Fax +49 - (0) 74 25 / 228 - 33
<http://www.tr-electronic.de>
 Germany



- PROFIBUS-DP interface
- Type with solid shaft
- Modular product line
- Extensive parameter setting possibilities
- Special parameters upon request
- Short lead times
- Further interfaces available
- Modular construction for mechanical customizations

5.A

Characteristics

Supply voltage.....	11...27 VDC
Current consumption without load	< 350 mA
Total resolution ¹⁾	≤ 25 Bit
Number of steps/revolution ¹⁾	≤ 8.192
Number of revolutions, standard ¹⁾	≤ 4.096
Number of revolutions, extended ¹⁾	≤ 256.000
Profibus-DP V0	IEC 61158, IEC 61784
PNO Encoder-Profile.....	Class 1 and 2
- Parameter ¹⁾	Switch-over count direction, scaling function etc.
Output code ¹⁾	Binary, Gray, shifted Gray
Addressing	3...99, adjustable by means of rotary switches
Baud rate.....	9.6 kbit/s...12 Mbit/s
TR-specific functions ¹⁾	Gearbox, velocity output
Mechanically permissible speed	≤ 12.000 min ⁻¹
Shaft load, at the shaft end	≤ 10 N axial, ≤ 20 N radial
Bearing life time	≥ 3.9 * 10 ¹⁰ revolutions at
- Speed	≤ 6.000 min ⁻¹
- Operating temperature	≤ 60 °C
- Shaft load, at the shaft end.....	≤ 5 N axial, ≤ 10 N radial
Permissible angular acceleration	≤ 10 ⁴ rad/s ²
Moment of inertia	typically 2.5 * 10 ⁻⁶ kg m ²
Start-up torque at 20°C	typically 2 Ncm
Mass.....	0.3 kg...0.5 kg

¹⁾ programmable parameter

Environmental conditions

Vibration, DIN EN 60068-2-6: 1996..... $\leq 100 \text{ m/s}^2$, sine 50-2000 Hz

Shock, DIN EN 60068-2-27: 1995..... $\leq 1000 \text{ m/s}^2$, half-sine 11ms

EMC

- Discharge of static electricity, DIN EN 61000-4-2: 2001

- Burst, DIN EN 61000-4-4: 2004

- Immunity to disturbance, DIN EN 61000-6-2: 2001

Working temperature..... $0 \text{ }^\circ\text{C} \dots +60 \text{ }^\circ\text{C}$, optional $-20 \text{ }^\circ\text{C} \dots +70 \text{ }^\circ\text{C}$

Storage temperature..... $-30 \text{ }^\circ\text{C} \dots +80 \text{ }^\circ\text{C}$, dry

Relative humidity, DIN EN 60068-3-4: 2002 98 %, non condensing

Protection class, DIN EN 60529: 1991 ²⁾..... IP 65

²⁾ valid with screwed on mating connector and / or screwed together cable gland

Dimension drawing

