
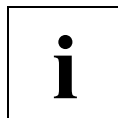





Absolute-Encoder CEK 58 M - DN

Eglisshalde 6
D-78647 Trossingen
Tel. +49 - (0) 74 25 / 228 - 0
Fax +49 - (0) 74 25 / 228 - 33
<http://www.tr-electronic.de>
Germany



- CAN DeviceNet interface
- Type with integrated claw coupling
- Modular product line
- Extensive parameter setting possibilities
- Special parameters upon request
- Short lead times
- Further interfaces available
- Modular construction for mechanical customizations

5.A

Characteristics

Supply voltage.....	11...27 VDC
Current consumption without load	< 350 mA
Total resolution ¹⁾	≤ 25 Bit
Number of steps/revolution ¹⁾	≤ 8.192
Number of revolutions, standard ¹⁾	≤ 4.096
Number of revolutions, extended ¹⁾	≤ 256.000
CAN DeviceNet.....	EN 50325-2
Bus connection.....	ISO 11898-1, ISO 11898-2
CAN Specification 2.0 A.....	11-bit identifier
Parameter ¹⁾	Switch-over count direction, scaling function, preset adjustment
Output code ¹⁾	Binary, Gray
Node-ID.....	0...63, adjustable about DIP-switches
Baud rate.....	125 kbit/s, 250 kbit/s, 500 kbit/s; adjustable about DIP-switches
TR-specific functions ¹⁾	Special outputs for error, operating range, safety range
Mechanically permissible speed	≤ 12.000 min ⁻¹
Shaft load.....	radial coupling forces
Bearing life time	≥ 3.9 * 10 ¹⁰ revolutions at
- Speed	≤ 6.000 min ⁻¹
- Operating temperature	≤ 60 °C
Permissible angular acceleration	≤ 10 ⁴ rad/s ²
Moment of inertia	typically 2.5 * 10 ⁻⁶ kg m ²
Start-up torque at 20°C.....	typically 2 Ncm
Mass.....	0.3 kg...0.5 kg

¹⁾ programmable parameter

Environmental conditions

Vibration, DIN EN 60068-2-6: 1996..... $\leq 100 \text{ m/s}^2$, sine 50-2000 Hz
Shock, DIN EN 60068-2-27: 1995..... $\leq 1000 \text{ m/s}^2$, half-sine 11ms

EMC

- Discharge of static electricity, DIN EN 61000-4-2: 2001
- Burst, DIN EN 61000-4-4: 2004
- Immunity to disturbance, DIN EN 61000-6-2: 2001

Working temperature..... $0 \text{ }^\circ\text{C} \dots +60 \text{ }^\circ\text{C}$, optional $-20 \text{ }^\circ\text{C} \dots +70 \text{ }^\circ\text{C}$

Storage temperature..... $-30 \text{ }^\circ\text{C} \dots +80 \text{ }^\circ\text{C}$, dry

Relative humidity, DIN EN 60068-3-4: 2002 98 %, non condensing

Protection class, DIN EN 60529: 1991 ²⁾..... IP 65

²⁾ valid with screwed on mating connector and / or screwed together cable gland

Dimension drawing

