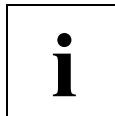




## Absolute-Encoder CEH 58 S - P

Eglshalde 6  
 D-78647 Trossingen  
 Tel. +49 - (0) 74 25 / 228 - 0  
 Fax +49 - (0) 74 25 / 228 - 33  
 http://www.tr-electronic.de  
 Germany



- Parallel interface
- Type with hollow through shaft
- Modular product line
- Extensive parameter setting possibilities
- Special parameters upon request
- Short lead times
- Further interfaces available
- Modular construction for mechanical customizations

**5.A**

### Characteristics

Supply voltage.....	11...27 VDC
Current consumption without load .....	< 350 mA
Total resolution <sup>1)</sup> .....	≤ 13 Bit
Number of steps/revolution <sup>1)</sup> .....	≤ 8.192
Number of revolutions.....	1
P.....	Parallel interface
Output driver .....	Push-Pull
Output code <sup>1)</sup> .....	Binary, Gray, BCD
F/R .....	Count direction
Preset.....	electronic adjustment
Latch .....	Intermediate storage of the output data
Logic level .....	"0" < + 2 VDC, "1" = Supply voltage
Mechanically permissible speed .....	≤ 6.000 min <sup>-1</sup>
Shaft load.....	Own mass
Bearing life time .....	≥ 3.9 * 10 <sup>10</sup> revolutions at
- Speed .....	≤ 6.000 min <sup>-1</sup>
- Operating temperature .....	≤ 60 °C
Shaft diameter in mm.....	8H7, 10H7, 12H7
Permissible angular acceleration .....	≤ 10 <sup>4</sup> rad/s <sup>2</sup>
Moment of inertia .....	typically 2.5 * 10 <sup>-6</sup> kg m <sup>2</sup>
Start-up torque at 20°C .....	typically 3.7 Ncm
Mass.....	0.3 kg...0.5 kg
Optional	
- Incremental signals, RS422 level .....	K1+, K1-, K2+, K2- with 1024 or 2048 pulses

<sup>1)</sup> programmable parameter

### Environmental conditions

Vibration, DIN EN 60068-2-6: 1996.....  $\leq 100 \text{ m/s}^2$ , sine 50-2000 Hz  
Shock, DIN EN 60068-2-27: 1995.....  $\leq 1000 \text{ m/s}^2$ , half-sine 11ms  
EMC  
- Discharge of static electricity, DIN EN 61000-4-2: 2001  
- Burst, DIN EN 61000-4-4: 2004  
- Immunity to disturbance, DIN EN 61000-6-2: 2001  
Working temperature.....  $0 \text{ }^\circ\text{C} \dots +60 \text{ }^\circ\text{C}$ , optional  $-20 \text{ }^\circ\text{C} \dots +70 \text{ }^\circ\text{C}$   
Storage temperature.....  $-30 \text{ }^\circ\text{C} \dots +80 \text{ }^\circ\text{C}$ , dry  
Relative humidity, DIN EN 60068-3-4: 2002 ..... 98 %, non condensing  
Protection class, DIN EN 60529: 1991 <sup>2)</sup>..... IP 54

<sup>2)</sup> valid with screwed on mating connector and / or screwed together cable gland

### Dimension drawing (For project planning please request customized dimensional drawing !)

